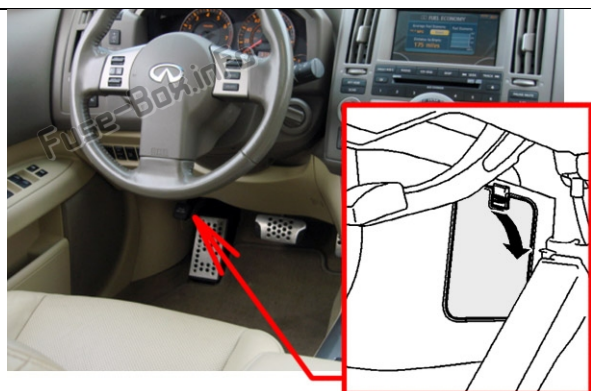
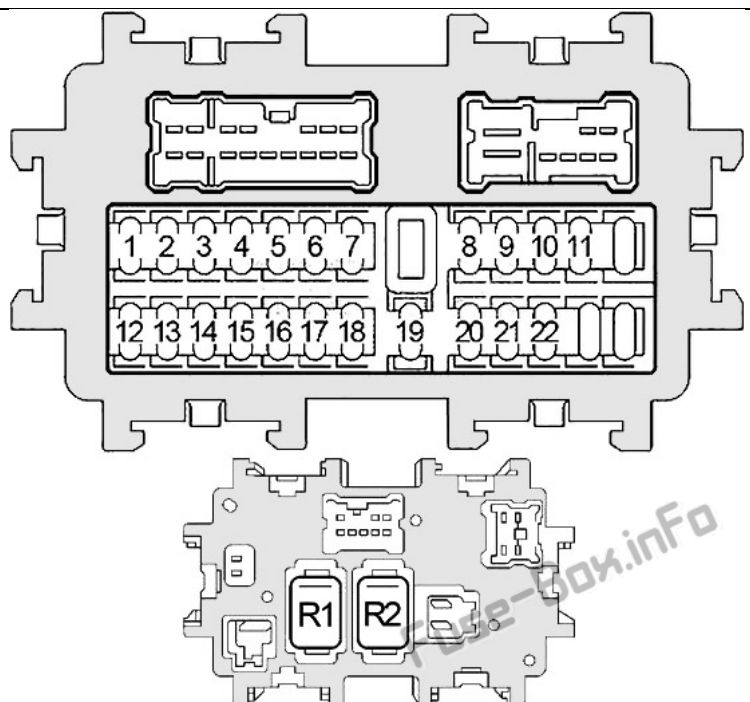


Infiniti FX35/FX45 (S50; 2003-2008) fuses and relays



Driver's Side Panel Fuse Box



Assignment of fuses in the instrument panel

No	Amper Rating	Description
1	15	Body Control Module (BCM), Engine Control Module (ECM), Fuel Injectors
2	15	Luggage Room Power Socket
3	15	Rear Power Socket
4	15	Front Power Socket #2
5	-	Not Used
6	10	Audio, Display Control Unit, Satellite Radio Tuner, Unified Meter and A/C Amplifier, A/C and AV Switch, Antenna Amplifier, Body Control Module (BCM), Rear View Camera Control Unit, NAVI Control Unit, DVD Player, TEL Adapter Unit, Intelligent Key Unit, Outside Key Antenna, Combination Meter
7	15	Front Power Socket #1
8	15	Heated Mirror
9	10	Combination Meter, Automatic Drive Positioner Control Unit

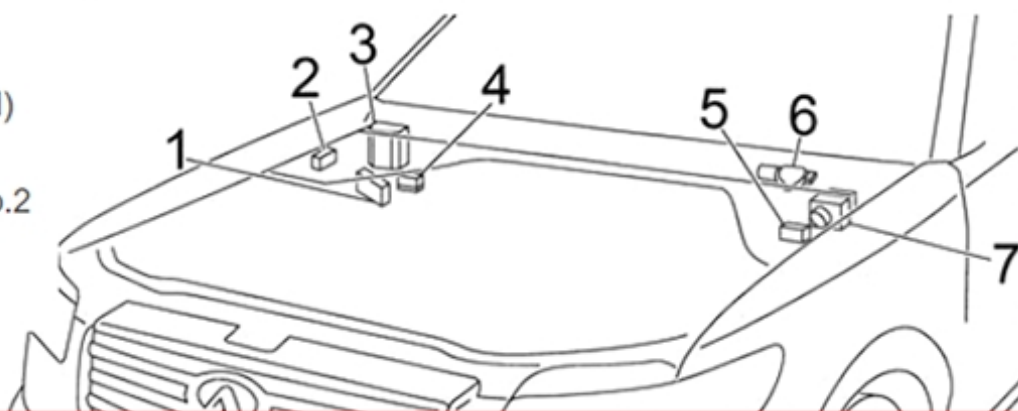
No	Amper Rating	Description
10	15	Blower Motor, Unified Meter and A/C Amplifier
11	15	Blower Motor, Unified Meter and A/C Amplifier
12	10	Intelligent Cruise Control (ICC), ICC Sensor, ICC Brake Switch, ICC Brake Hold Relay, Engine Control Module, Unified Meter and A/C Amplifier, Stop Lamp Switch, Shift Lock Solenoid, ECV Solenoid Valve (A/C Compressor), Display Control Unit, NAVI Control Unit, TEL Adapter Unit, Intelligent Key Unit, Steering Angle Sensor, Snow Mode Switch, Lane Departure Warning (LDW) Switch, LDW Camera Unit, LDW Chime, Auto Anti-Dazzling Inside Mirror (Compass), ASCD Brake Switch, Rear Window Defogger Relay, AWD Control Unit
13	10	Air Bag Diagnosis Sensor Unit, Occupant Classification System Control Unit
14	10	Combination Meter
15	10	Heated Seat Switch
16	10	2003-2005: Oxygen Sensors, Air Fuel Ratio Sensors; 2006-2008: Not Used
17	20	BOSE Speaker Amplifier
18	15	Back Door Closure Control Unit
19	10	Combination Meter, Unified Meter and A/C Amplifier, Data Link Connector, Rear View Camera Control Unit, Security Indicator Lamp, Clock
20	10	Stop Lamp Switch, Intelligent Cruise Control (ICC), ICC Brake Hold Relay, ABS, Unified Meter and A/C Amplifier, Rear Combination Lamp Control Unit
21	10	AWD Control Unit
22	15	Body Control Module (BCM), Key Switch, Key Switch and Ignition Knob Switch, NATS Antenna Amplifier, Automatic Drive Positioner Control Unit
Relay		
R1 Blower R2 Accessory		

No	Amper Rating	Description
----	--------------	-------------

ENGINE FUSE BOX LOCATIONS



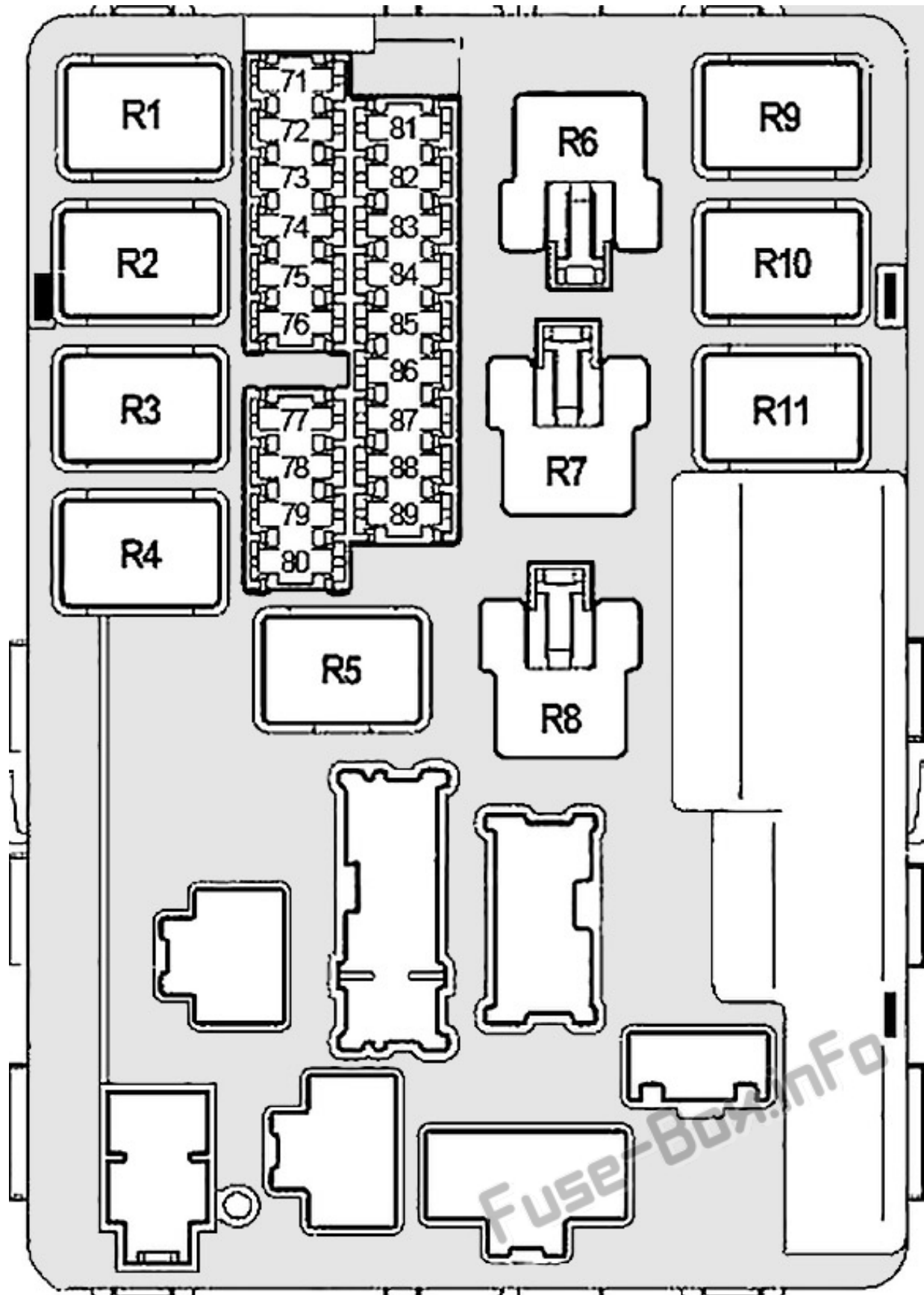
1. Fuse Box No.2
2. Relay Box No.1
3. Fuse Box No.1 (IPDM)
4. Fusible Link Holder
5. '06-'08: Relay Box No.2
6. Front Wiper Motor
7. ABS Control Unit



Advertisements

Two fuse blocks and relay block #1 are located next to the battery under the cover on the passenger side. To access some items, you need to remove some parts of the casing near the battery. From 2006 to 2008, under the cover on the driver's side is the relay block #2.

Fuse Box #1 Diagram



PINS 71 to 89 LISTED BELOW

Assignment of fuses in the engine compartment fuse Box #1

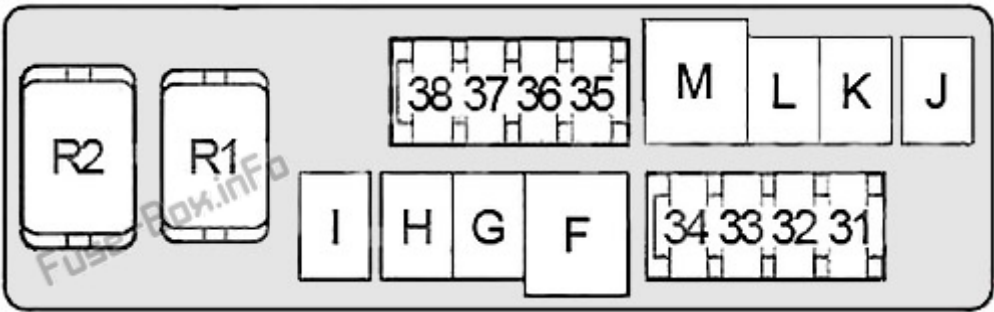
No	Amper Rating	Description
71	10	Tail Lamp Relay, Parking Lamp, Tail Lamp, Side Marker Lamp, IPDM CPU, Headlamp Aiming Control, Rear Combination Lamp Control Unit, License Plate Lamp, Glove Box Lamp, Combination Switch, Microphone (Illumination: A/T Device, Snow Mode Switch, VDC OFF Switch, Clock, Hazard Switch, Heated Seat Switch, Door Mirror Remote Control Switch, LDW Switch, A/C and AV Switch, DVD Player, Front Power Socket)
72	10	Right Headlamp (High Beam)
73	30	Front Wiper Relay
74	10	Left Headlamp (High Beam)
75	20	Rear Window Defogger Relay
76	15	Right Headlamp (Low Beam)
77	20	Engine Control Module (ECM), ECM Relay, Intake Valve Timing Control Solenoid Valve, Mass Air Flow Sensor, Crankshaft Position Sensor, Camshaft Position Sensors, EVAP Canister Purge Volume Control Solenoid Valve, Ignition Coils, Condenser, Intake Valve Timing Control Position Sensors (VK45DE)
78	15	IPDM CPU, Windshield Wiper De-icer
79	10	Air Conditioner Compressor Clutch
80	20	Rear Window Defogger Relay, Fuse: "8"

No	Amper Rating	Description
81	15	Fuel Pump Relay, Fuel Level Sensor Unit and Fuel Pump, Engine Control Module (ECM)
82	10	ABS
83	10	Transmission Control Module (TCM), Back-Up Lamp Relay, Display Control Unit, NAVI Control Unit, Rear View Camera Control Unit
84	10	Combination Switch, Front and Rear Washer System
85	10	Air Fuel Ratio Sensors, Heated Oxygen Sensors
86	15	Left Headlamp (Low Beam)
87	15	Throttle Control Motor Relay, Engine Control Module (ECM)
88	15	Front Fog Lamp Relay
89	10	Data Link Connector, EVAP Canister Vent Control Valve, VIAS Control Solenoid Valve (VK45DE)
Relay		
R1		Engine Control Module
R2		Headlamp High
R3		Headlamp Low
R4		Starter

No	Amper Rating	Description
R5		Ignition
R6		Cooling Fan (№3)
R7		Cooling Fan (№1)
R8		Cooling Fan (№2)
R9		Throttle Control Motor
R10		Fuel Pump
R11		Front Fog Lamp

Advertisements

Fuse Box #2 Diagram



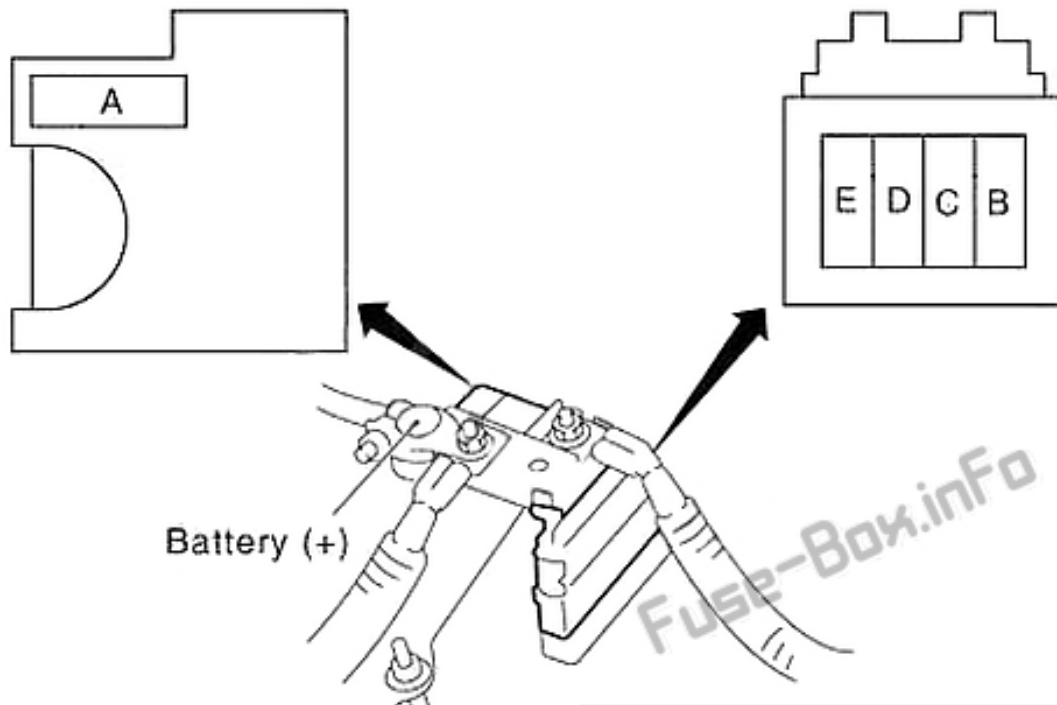
Assignment of fuses in the engine compartment fuse Box #2

No	Amper Rating	Description
31	30	Trailer Tow Lights

No	Amper Rating	Description
32	15	Audio, Subwoofer, Display Control Unit, A/C and AV Switch, NAVI Control Unit, DVD Player, TEL Adapter Unit
33	10	Alternator
34	15	Horn Relay
35	10	Intelligent Cruise Control (ICC)
36	10	Daytime Light Relay
37	10	Transmission Control Module (TCM)
38	10	Intelligent Key Unit, Key Switch and Ignition Knob Switch, Passenger Side Select Unlock Relay, Steering Lock Unit, Intelligent Key Warning Buzzer
F	40	Ignition Switch, Starter Relay
G	40	Cooling Fan Relay №1, Cooling Fan Relay No.3
H	40	Cooling Fan Relay №2
I	50	ABS
J	-	Not Used
K	30	Accessory Relay No.2 (Fuses: "2", "3")
L	30	ABS
M	50	Body Control Module (BCM), Automatic Drive Positioner Control Unit, Power Seat, Power Window, Sunroof, Rear Wiper, Interior Lighting, Turn Signal Lights, Hazard
Relay		
R1		Horn
R2		Accessory №2

Fusible Link Block

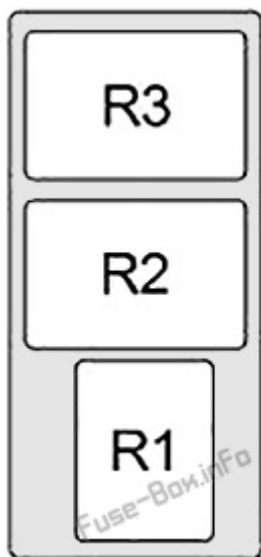
The main fuses are located on the positive terminal of the battery.



No	Amper Rating	High Current Fuse Descriptions
A	120	Alternator, Fuse: "B", "C"
B	100	Fuses: "32", "33", "34", "35", "36", "37", "38", "F", "G", "H", "I", "K", "L", "M"
C	80	Headlamp High Relay (Fuses: "72", "74"), Headlamp Low Relay (Fuses: "76", "86"), Fuses: "71", "73", "75", "87", "88"
D	60	Accessory Relay (Fuses: "4", "6", "7"), Blower Relay (Fuses: "10", "11"), Fuses: "17", "18", "19", "20", "21", "22"
E	80	Ignition Relay (Air Conditioner Relay, Front Wiper Relay, Front Wiper High Relay, Fuses: "81", "82", "83", "84", "85", "89"), Fuses: "77", "78", "79", "80"

2006 – 2008

Relay Box #1



R1 Daytime Light

R2 ICC Brake Hold

R3 Rear Window Defogger

2006 – 2008

Relay Box #2



R1 Back-Up Lamp

R2 Not Used